

## **Sail Numbering of Topper 6.4 sail**

### SAIL NUMBERS

- a) Sail Numbers shall be placed on both sides of the sail with the numbers on the starboard side being above the ones on the port side.
- b) Sail Numbers shall be Topper Numbers, this changes RRS Appendix G.1.2(a)
- c) Topper Numbers shall be constructed of Black 'Digital Eights' cut in the preferred style. Serifs shall be 10mm ± 3mm. The minimum height of the numbers shall be 230mm.
- d) On 6.4 m<sup>2</sup> sails they shall be placed below the second batten
- e) There shall be a 45mm (-0 / +10mm) distance between each element of the complete number.
- f) On the starboard side of the sail, the upper edge of the numbers shall be placed 45 mm (-0 / +10mm) distance from the upper seam of that panel and start 45mm (-0 / +10mm) distance from the leech (aft edge of the sail).
- g) On the Port side of the sail, the upper edge of the numbers shall be 45mm (-0 / +10mm) distance below the ones on starboard. The Sail Numbers shall finish 45mm (-0 / +10mm) distance from the leech (aft edge of the sail).

### SAIL EVENT NUMBERS

- a) Event numbers will be allocated by the Organising Authority for the Event and may relate to National Championship numbers.
- b) Championship Numbers are allocated by the secretariat of the National Topper Class Associations (NAITCs). The IC has allocated ranges of number to ITCA (GBR) and ITCA (IRL) and International sailors.
- c) Will consist of three digits with 0s preceding the number where required, i.e. 045.
- d) Event Numbers shall be placed on both sides of the sail with the numbers on the starboard side being above the ones on the port side.
- e) Event Numbers shall be constructed of Topper Numbers.
- f) Topper Numbers shall be constructed of 'Digital Eights' cut in the preferred style. Serifs shall be 10mm ± 3mm. The height of the numbers shall be 230mm.
- g) There shall be a 45 mm (-0 / +10mm) distance between each element of the complete number.
- h) The numerals shall be Black when on white panels or White when on coloured panels.

i) Event Numbers for the 6.4 m<sup>2</sup> sail (Figure 8)

i) The starboard side Event Number shall be placed on the white panel of the sail below the bottom batten.

ii) The upper edge of the starboard side Event Number shall be 45mm (-0/+10mm) distance from the bottom of the bottom batten pocket.

iii) The port side Event Number shall be placed directly below the starboard side Event Number.

iv) The upper edge of the port side Event Number shall be 45mm minimum distance from the lower edge of the starboard numbers

v) The end of the last numeral of the port side Event Number shall finish 20 mm

(-0 / +5mm) distance from the clew secondary reinforcement.

#### NATIONAL LETTERS

When sailing at international events the National Letters shall be added to both sides of the sail as per the following instructions:

a) National Letters shall be placed on both sides of the sail with the letters on the starboard side being above the ones on the port side.

b) On 6.4 m<sup>2</sup> sails they shall be placed above the second batten and beneath the Class Insignia.

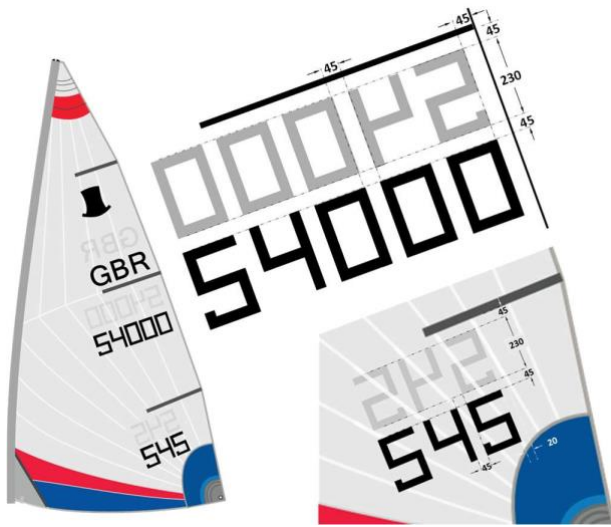

c) They shall be constructed of pre-formed Helvetica letters with a minimum height of 230mm and shall be black in colour.

d) The distance between each element of the complete letter shall be 45mm (-0 / +10mm).

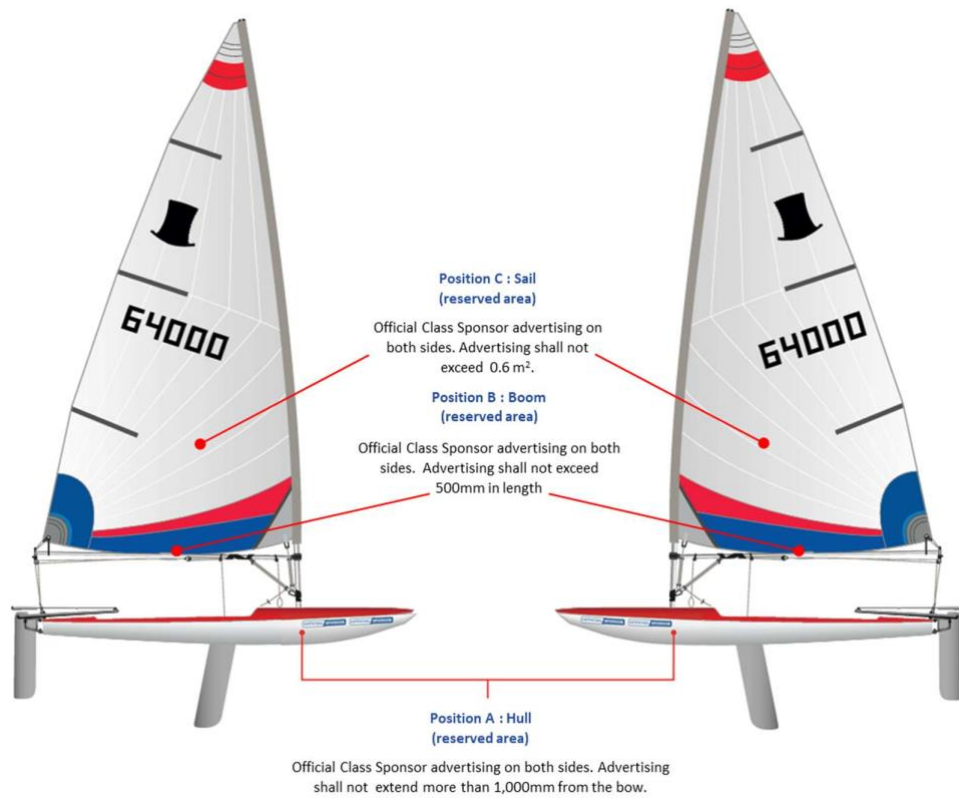
e) On 6.4 m<sup>2</sup> sails (see Figure 5):

i) On the Port side of the sail, the lower edge of the letters shall be 45mm (- 0 / +10mm) distance above the top edge of the batten. The National Letters shall finish 45mm (-0 / +10mm) distance from the leech (aft edge of the sail).

ii) On the starboard side of the sail, the lower edge of the letters shall be placed 45 mm (-0 / +10mm) distance above the ones on port. The National Letters shall start 45mm (-0 / +10mm) distance from the leech (aft edge of the sail).



Sail numbers and Event numbers



Advertising positioning.