

International Topper Class Technical Information



Administration and Sail Number (Article 3)

When sailing at international events the National letters should be added to both sides of the sail as per the following instructions:



NATIONAL LETTERS:

- Should be placed on both sides of the sail with the letters on the starboard side being above the ones on the port side.
- On 5.3 m² sails they should be placed in the panel beneath the Top Hat logo. On 4.2 m² they should be placed in the panel beneath the sail numbers
- The height of the letters should be 230mm.
- They should be pre-formed letters at least as clear as Helvetica
- There should be 45mm between each element of the complete letter.
- The letters should be the same colour as the sail numbers.

STARBOARD SIDE

- The upper edge of the letters should be placed 45 mm from the upper seam of that panel
- They should start 45mm from the back of the sail.

PORT SIDE

- The upper edge of the port letters should be 45mm below the ones on starboard.
- They should finish 45mm from the back of the sail.

SAIL NUMBERS

- As NATIONAL LETTERS except they should be placed in second panel below the Top Hat logo.

CHAMPIONSHIP NUMBERS:

- Should be placed on both sides of the sail with the numbers on the starboard side being above the ones on the port side.
- The height of the numbers should be 230mm.
- They should be pre-formed letters at least as clear as Helvetica or 'Digital Eights' cut in the preferred style.
- There should be 45 mm between each element of the complete number.
- The numbers should be black or white to contrast the panel.

STARBOARD SIDE 5.3 m² sail (Sail East)

- The starboard numbers are to be in the 2nd coloured panel from the bottom of the sail.
- The start of the number should be placed 45mm from the leech of the sail.
- The upper edge of the number should be 45mm from the upper seam of the panel.

PORT SIDE 5.3 m² sail (Sail East)

- The port numbers are to be in the 2nd coloured panel from the bottom of the sail.
- On the port side of the sail the upper edge of the numbers should be 45mm from the lower edge of the starboard numbers
- The end of the last number should finish 20 mm from the reinforcement patch.

STARBOARD SIDE 4.2 m² sail

- The starboard numbers are to be in the coloured panel 2nd up from the bottom of the sail.
- The lower edge of the numbers should be placed 45 mm from the lower seam of that panel and start 20 mm from the clew reinforcement.

PORT SIDE 4.2 m² sail

- The port numbers are to be in the bottom coloured panel.
- The top of the numbers are to be placed 20 mm from the top seam of that panel and finish 20 mm from the clew reinforcement patch

STARBOARD SIDE 5.3 m² sail (Hyde)

- The number should be placed in the lowest complete panel of the sail – the third up from the bottom of the sail
- The start of the number should be placed 100mm from the leech of the sail.
- The lower edge of the number should be 100 mm above the lower seam of the panel.
- If the sail already has a GBR marking on each side of the sail in the above position, the number will be placed as an extension of the port side GBR marking but on the starboard side.

PORT SIDE 5.3 m² sail (Hyde)

- The numbers should be 50 mm from the top seam of the panel.
- The end of the last number should finish 20 mm from the middle clew reinforcement finger.

HULL MARKING

- The numbers shall be placed on the starboard side of the cockpit rear face.
- The numbers should be placed centrally between the central mainsheet horse cleat and the side deck moulding.
- The numbers shall be placed so that the top edge of the numbers is more than 20 mm and less than 40 mm from the top of the face.
- The numbers are to be easily read from in front of the boat and should be approximately 75 mm high. The use of car index numbers is recommended.

CHAMPIONSHIP NUMBER allocation

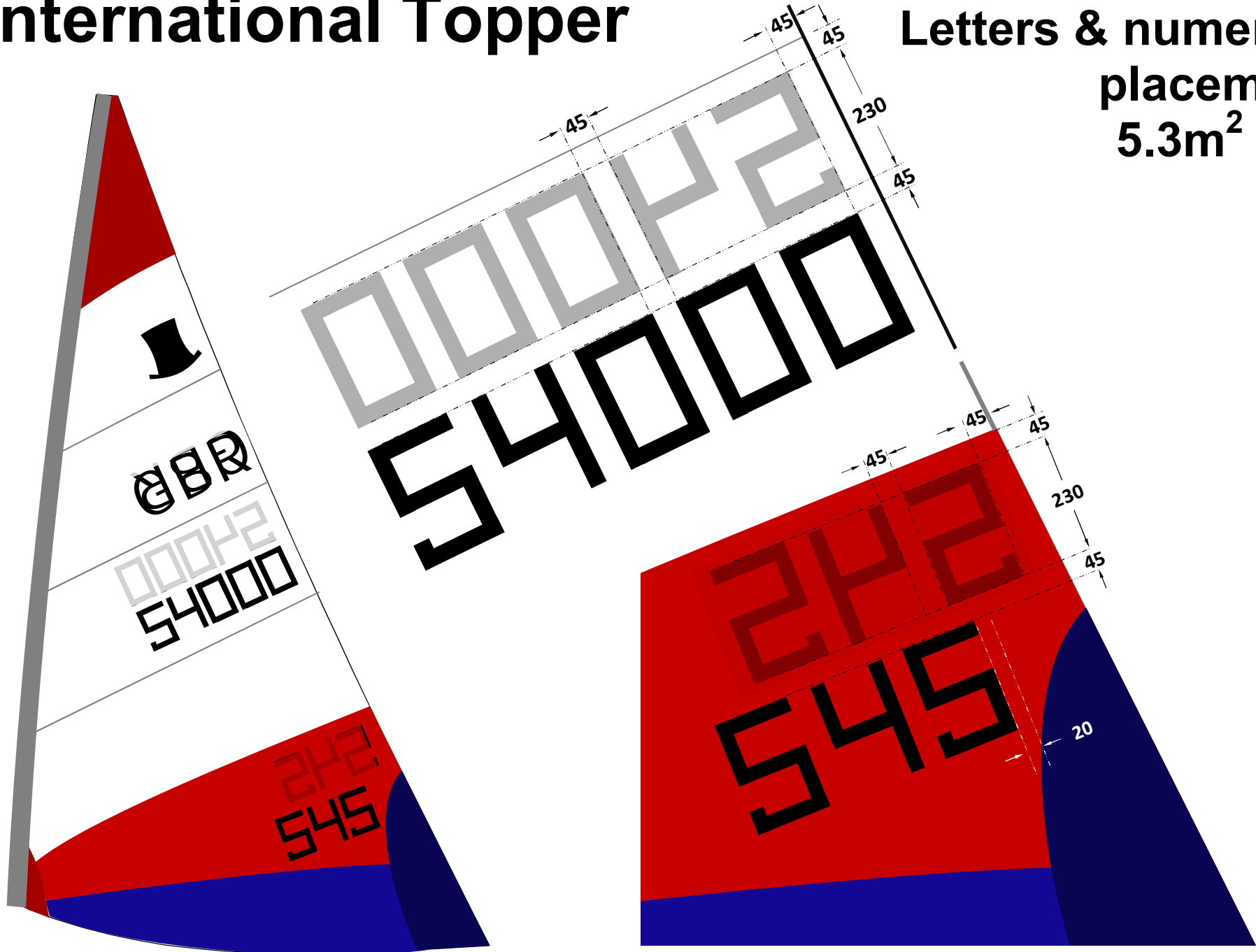
Championship numbers are allocated by the secretariat of the National Topper Class Associations (NTCA). The International Committee (ITCA) has allocated ranges of number to ITCA (GBR) and ITCA (IRL).

Range	NTCA	Contact
1 - 9	May be used by any NTCA for temporary number	
10 - 399	ITCA (GBR)	Susan Wellerd secretary@gbrtopper.co.uk
400 - 499	ITCA (IRL)	Peter Dolan peterdolan@comans.ie
500 - 749	ITCA (GBR)	Susan Wellerd secretary@gbrtopper.co.uk
750 - 799	ITCA (GER)	Secretary (ITCA) secretary@itcaworld.org
800 - 999	ITCA	Secretary (ITCA) secretary@itcaworld.org

Championship numbers are allocated to current members of the relevant NTCA and may be retained for the time that they remain as members. Sailors from other countries participating in International Topper Class World or Regional Championships will be allocated temporary number for the duration of the event.

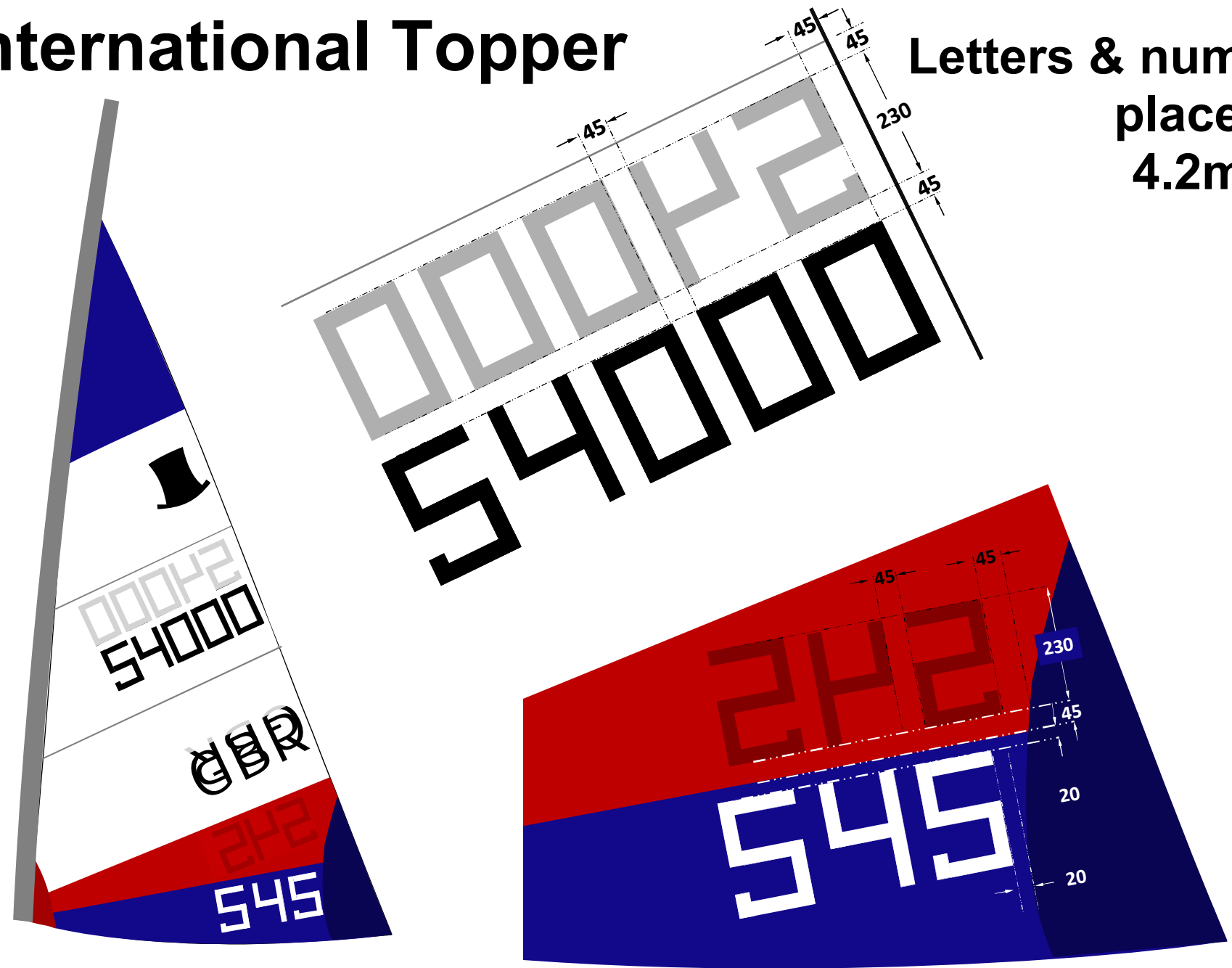
International Topper

Letters & numerals
placement
5.3m² sail



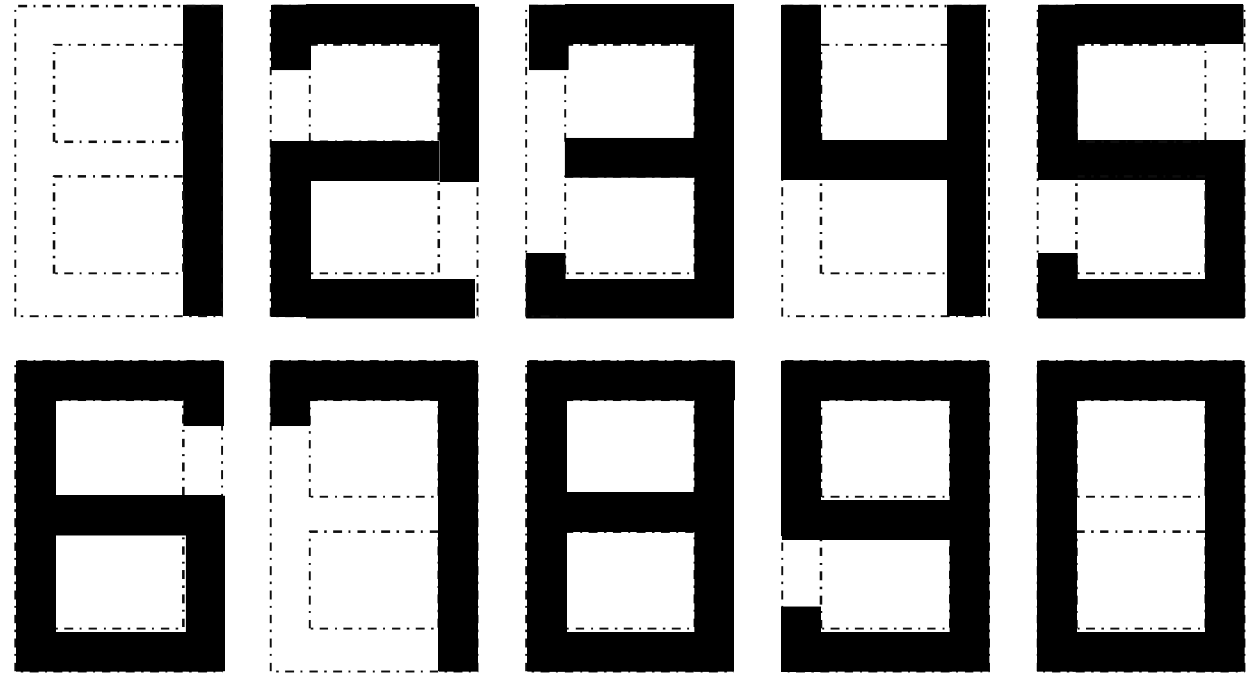
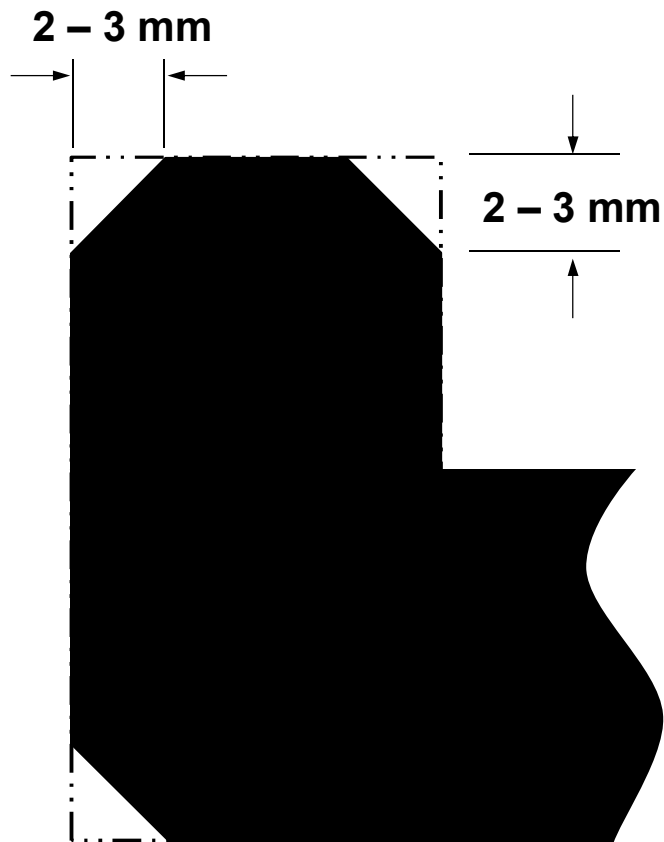
International Topper

Letters & numerals
placement
4.2m² sail



International Topper

Digital "8" cutting



**Cut 2 to 3 mm off the corners
of all numbers**